

NEED ASSISTANCE?

If you need assistance to evacuate:


- Call neighbours, friends, and family that can help you.
- If you are asked to evacuate and need transportation assistance from the area, please call the Regional District of Bulkley-Nechako.

RESOURCES

BC Wildfire Services

bcwildfire.ca

 [BC Wildfire Service](#)

 [@BCGovFireInfo](#)

1-888-336-7378

River Forecast Centre

<http://bcrfc.env.gov.bc.ca/warnings/index.htm>

Drive BC

www.drivebc.ca

 [@DriveBC](#)

1-800-550-4997

For current and reliable information during an emergency event, contact the
**Regional District of Bulkley-Nechako
Emergency Operations Centre**




www.rdbn.bc.ca

RDBN Emergency Information Line:


250-692-1553

Toll-free: 1-800-320-3339

 [BulkleyNechakoEmergencyInfo](#)



To sign up for Bulkley-Nechako
Voyent Alert! visit rdbn.bc.ca



Evacuation Alert Emergency Information

WHAT IS AN EVACUATION ALERT?

Due to the potential danger to life and health, the Regional District of Bulkley-Nechako has issued an Evacuation Alert for your area.

The Alert has been issued to prepare you to evacuate your premises or property should it be found necessary. Residents will be given as much advance notice as possible prior to evacuation. However, you may receive limited notice due to changing conditions.

It is recommended that you prepare to leave your residence for up to a week or more.

PRE-REGISTER FOR ESS

Pre-registering ahead of time will mean you are already set up with the Evacuee Registration Assistance tool and may be eligible for Interac e-transfer payments, making it easier to access ESS during an emergency.



LIVESTOCK

If you have livestock, it is recommended that you consider evacuating when you receive an Evacuation Alert to allow for additional time, rather than wait for a potential Evacuation Order when conditions may not allow enough time to arrange livestock transportation.

BE PREPARED

If an Evacuation Order is issued, RCMP or Search & Rescue will go door-to-door to deliver notification. Be ready to go. You will not be able to return to your home until the Evacuation Order is rescinded.

PREPARATION CHECKLIST

- Pack a grab-and-go bag for at least one week including:
 - Clothes
 - Medications
 - Personal items:
 - Eyeglasses
 - Credit cards and cash
- Important documents including:
 - Photo ID
 - Insurance papers
 - Keepsakes
- Pet supplies:
 - Leashes
 - Kennels
 - Food
- Books and games
- Make a plan for your pets – pets cannot be left locked in your house or yard.
- Fuel up your vehicle.
- See if your neighbours needs assistance.
- Contact your house or renters insurance provider to determine if you have evacuation coverage.
- Ensure valuables are moved above the high flood level (if applicable).
- Store lawn furniture and toys away from buildings.
- In the event of a wildfire, hook up garden sprinklers but do not turn them on.
- Arrange a meeting place for your family.
- Arrange accommodations for your family if possible.
- Gather contact information in case you are separated.
- Pre-register for Emergency Support Services.